




"Get in The Scrap!" poster (1941-1945)
Office of War Information
National Archives and Record Administration



B

SAVE YOUR CANS

Help pass the Ammunition



PREPARE YOUR TIN CANS FOR WAR

- 1 REMOVE TOPS AND BOTTOMS
- 2 TAKE OFF PAPER LABELS
- 3 WASH THOROUGHLY
- 4 FLATTEN FIRMLY




OFFICE OF PRICE ADMINISTRATION, WAR PRODUCTION BOARD


“Save Your Cans” poster
Office of Price Administration
National Museum of American History, Smithsonian Institution



“Rationing Means a Fair Share for all of Us” poster (1941-1945)
Office of Price Administration
National Archives and Records Administration




**Do with less—
so they'll have
enough!**



RATIONING GIVES YOU YOUR FAIR SHARE

“Do With Less So They’ll Have Enough!” poster
Government Printing Office
National Museum of American History, Behring Center
Smithsonian Institution



Office of War Information poster
1942-1945

"OF COURSE I CAN!"



I'm patriotic as can be —
And ration points won't worry me!"

WAR FOOD ADMINISTRATION
WASHINGTON, D. C.

War Food Administration poster, 1944

PLANT A VICTORY GARDEN



**OUR FOOD
IS FIGHTING**


A GARDEN WILL MAKE YOUR RATIONS GO FURTHER

OWI Poster No. 34 Additional copies may be obtained upon address from the Division of Public Inquiries, Office of War Information, Washington, D. C.

Office of War Information poster, 1943



Housewives!
SAVE
WASTE
FATS
FOR
EXPLOSIVES!




Bring Them Here


TEAR OFF

Hang this up in your kitchen!


Save your WASTE FATS to make explosives!



1. The Need is Urgent. We in the Pacific have greatly reduced our supply of vegetable fats since the War Began. It is necessary to find substitutes for cooking. Moreover, fats make explosives for us and our allies—explosives to down Axis planes, ship tankers, sink their ships. We need millions of pounds of glycerine and our housewives can help supply them.



2. Don't throw away a single drop of used cooking fat—save it! Save it in a tin. After you've got all the cooking good from it, pour them through a kitchen strainer into a clean, well-washed can. Keep in a cool dark place. Please don't use glass canisters or paper bags.



3. Take Them to your coast dealer when you've saved a pound or more. He is compensating you for them. He will pay you for your waste fat and get these material on their way to the war industries. It will help him if you can deliver your fat early in the week.

SEE FURTHER INSTRUCTIONS ON THE REVERSE SIDE OF THIS SHEET

Office of War Information, 1942-1945



MUNITIONS from KITCHENS

HOW MUCH IS A POUND OF FAT?



IT'S ENOUGH GLYCERINE TO FIRE FOUR 37 MILLIMETER ANTI-AIRCRAFT SHELLS & BRING DOWN A NAZI PLANE!

IT'S ENOUGH GLYCERINE TO SEND A SHELL SCREAMING TOWARD AN INVASION OBJECTIVE!



IT'S ENOUGH DYNAMITE TO BLOW UP A BRIDGE AND STOP AN INVADER!


IT'S THREE CELLOPHANE BAGS TO PROTECT THE GAS-MASKS OUR SOLDIERS CARRY!




IT'S 10 ROUNDS FROM A 50-CALIBRE AIRPLANE CANNON POINTED AT A JAP!



GET YOUR USED FAT INTO THE FIGHT! PUT IT IN ANY CLEAN CAN AND RUSH IT TO YOUR MEAT DEALER. IT WILL HELP WIN THE WAR!



Kitchen fats were salvaged for the glycerine they contained. This substance was then used in a number of vital war products, most importantly explosives.



Office of Price Administration poster, 1943